



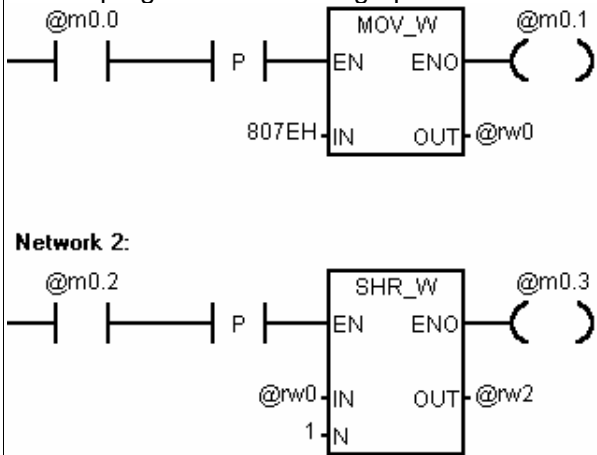
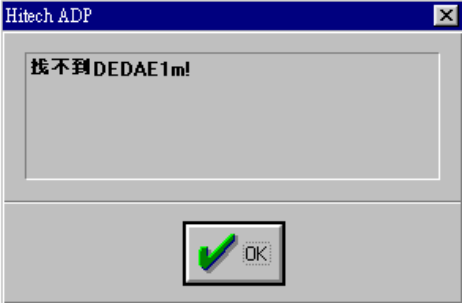
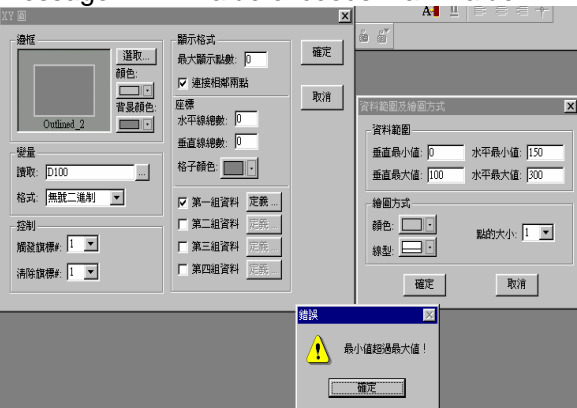


ADP 3.2.03 Release Note (English)





	Model	Description	Add / Modify	Remake
1	ALL	In text area, if the user click right-key of the mouse, it will not appear “Cut/Copy/Paste” dialog box.	Bug Modify	
2	ALL	For “Multistate Indicator” function, users set as Round_1 with blink, but it become blink rectangle when downloading to HMI. .	Bug Modify	
3	ALL	Users set up “Module(2)” on the “Default Frame Style , but it doesn't display Module(2) from Object Attributes as below graphic:  	Bug Modify	
4	Softpanel	Under the windows system Win2000 , the customer use Softpanel and enable its Print Screen function. When executing this button in SoftPanel, it will appear "Unable to create print DC." error message.	Bug Modify	
5	XX60 Series & SoftPanel	Under Win2000 & Win XP system environment, If user press “Goto System Menu” button or close window key  with executing Softpanel with Facon driver , it will appear message as below: 	Bug Modify	

	Model	Description	Add / Modify	Remake
6	XX86 Series	Cancelling the under line function of the static text object for xx86 series products.	Modify	
7	Ladder Model	In Ladder function, if there is MOV_W instruction execute before the SHL_W instruction . The “ENO” signal will not in action . If not , the action will correct. Ladder program is as below graphic:  <p>Network 1:</p> <p>Network 2:</p>	Bug modify	
8	XX60 Series	If you use Numeric Entry object to write address “ D100 ”,read register as “ @33 ” and then execute it, HMI will shut down. There is an error message appear in the left-upper corner: “92 180F9001 00000021 0044F560” 。	Bug modify	
9	ALL	If select “ State Graphic ” object first and then choose “ Moving Sign ” object, the ADP software will be crushed.	Bug modify	
10	XX86 Series	Using Trend Graphic function and setting the curve as dotted line, but it display solid line on off-line simulation status.	Bug modify	
11	ALL	When the gain value is 0 under the Scaling function of Numeric Entry , it will be crushed to compile ADP.	Bug modify	
12	XX86 Series	Under Bin instruction(double words) of Macro function, if the value exceed 32768 the transfer value will be wrong.	Bug modify	
13	ALL	Under the Static Text function, if the PC resolution set up 800*600 and the text is huge , the text properties can’t be displayed.	Bug modify	
14	XX60 Series	Under Macro Function, if the user select Momentary Button to set up the Operator Confirmation, the ON/OFF macro won’t be executed on status of downloading to PWS-1760 neither off-line simulation.	Bug modify	
15	ALL	While compiling settled file, it will appear error message as below:	Bug modify	

	Model	Description	Add / Modify	Remake
				
16	ALL	If user re-start the ADP software and re-select all group objects under the Group Function of Edit menu, ADP will be crushed.	Bug modify	
17	ALL	Under the Tag Name function of the status block, it will not display the PLC status.	Bug modify	
18	XX86 Series	if the user press the Numeric Entry button which designed to download into the PWS or execute it on off-line simulation status, The numbers of keypad will show with star mark.	Bug modify	
19	ALL	For X-Y Chart , if it's defined as below, it will appear error message: "Min. Value exceeds Max. Value"	Bug modify	
				
20	ALL	For Multistate Indicator, if the user select frame style with Round_2 and set it as blink. the object size under or be 17*17 will cause screen mixed.	Bug modify	
21	XX60 Series	Under Alarm Marquee Function, the message will overlap or mixed when alarm appear.	Bug modify	
22	Ladder Model	Using @sm0.5 , 0.5s On , 0.5s Off of ladder program , The timer of these object approx. higher than 2sec.	Bug modify	
23	XX60 Series	If you use the Set Value button function, whether running on off-line simulation or download into PWS will cause be crushed. For example:While the user download it into PWS and entry the value finish to press "ENTER", it will show error message in the left-upper corner- "92 180F9003 E3877907 00431FE4" and be crushed.	Bug modify	
24	XX60 Series	If "Are you sure?" box appears under executing action and the user use PLC control to change screen at the same time, the error message will show on the left-upper corner and cause PWS- crush: "92 180F9005 5A095DAC 00423588".	Bug modify	

	Model	Description	Add / Modify	Remake
25	PWS500S	Under Password Function of PWS500 , the password will be failed if you set it as level 2 on change screen button.	Bug modify	
26	ALL	It sets as bar graphic by settled ADP 2.53.06, but that graphic will be different on calling from ADP 3.1.05.	Bug modify	
27	ALL	When opening a screen with ADP 2.53.06, it has memory function for the final screen page. But for the ADP 3.1.05, it haven't its function and just will open from the least number of the screen page .	Bug modify	
28	Macro Model	When choosing PWS3261 HMI in ADP 3.1.08 version, it will display compile error using macro program, and can't show @register position.	Bug modify	
29	XX60 Series	Under PWS3260 HMI in ADP 3.1.05 version, If you keep message blank from Historical Event Table function, it will appear error message at the left-upper corner. "92 180F9005 00900000 00457658", and HMI will be crushed.	Bug modify	
30	PWS3260	When PWS3260 was selected to download to PWS3261 in ADP, That will appear error and be crushed in the left-upper corner: "04 00000000 0047 FFFC"	Bug modify	
31	Softpanel	To choose the Trend Graphic and Historical Trend Graphic function on Softpanel, but display solid line only.	Bug modify	
32	ALL	If you press 'Set Value Button', HMI will be crushed and appear error message in the left-upper corner: "92 180F9003 FFFFF05F 00455778"	Bug modify	
33	XX60 Series	ADP doesn't work if choosing the shape function.	Bug modify	
34	Softpanel	When using the Raised Base under shape graphics, Softpanel will show an error data on screen.	Bug modify	
35	XX60 Series	If users use the password function from 'Set Value Button', and set up the Operator confirmation option. The password function will be disabling. Even on the off-line simulation status is the same.	Bug modify	
36	Ladder models	Under the communication function in the ladder program, when HMI transmitted 2nd data of total 8 data to the controllers. the controllers will responses with a series data. It may cause HMI Stop transmitting and receiving.	Bug modify	
37	Pws1711	If you download application program completed in PWS1711-CTN to changeable HMI PWS1711, the characters will not display and the numerical data become dark block even on the off-line simulation status, please see question 169.V3F for reference.	Bug modify	
38	XX60 Series	If setting Password of operator Confirmation function from Set Value Button, the password will be fail.	Bug modify	
39	XX86 Series	If you download application program completed in PWS1711-CTN to changeable HMI PWS1711, the characters will not display and the numerical data become dark block.	Bug modify	
40	XX60 Series	If setting up Tag Table down, HMI will write numeric to PLC automatically.	Bug modify	

	Model	Description	Add / Modify	Remake
41	XX60 Series	Under selecting the PLC type "Modbus master driver" in PWS3260 model, the transmission codes are 01 0F 00 00 08 01 07 BF 57 to turn B0, B1, B2 into "ON" state, and it can't display on HMI. But the same process is OK in PWS1711.	Bug modify	
42	Ladder models	Ladder models can't keep previous data after turn off at "@RW" area.	Bug modify	
43	ALL	Wrong characters show on the buttons	Bug modify	
44	PWS700T	Using outline_1 and outline_2 buttons of PWS700T, it doesn't change button color after running when you set character letter on <u>state 0</u> as color black and background as white; and <u>state 1</u> characters as white and background color as black. Even off-line simulation, the result is the same.	Bug modify	
45	PWS2100	If you download the completed application program to PWS2120 model, the HMI screen will keep blank without any objects, and the communication indicator LED is dark, too.	Bug modify	
46	XX86 Series	If pressing "Set Constant Button" to control Multistatic Indicator, different position and buttons will be impacted by each other, even on the Off-line Simulation status is the same.	Bug modify	
47	PWS2100	When user selected "alarm history table" or "active alarm list" of PWS2100, the HMI screen will show an abnormal sign, even on the off-line simulation status.	Bug modify	
48	Softpanel	If you enter Report Format function to print data of Logging Buffers, you will find that under "Page" table, choose "Landscape" from "Orientation", the result is the same with "Portrait".	Bug modify	
49	ALL	To enter "Alarm Display" function, if you set up "screen" on "Alarm Setup", it will display different content between that of "Active Alarm List".	Bug modify	
50	ALL	If users press ESC on text area of object attributes table, the text area will be Disable.	Bug modify	
51	ALL	The numeric "X,Y,W,H" will disappear on Profile table when choosing Static Character.	Bug modify	
52	XX60 series	If PWS 1760CTN-ladder connected to S7200PLC, the object function responds slowly and can't change screen through PLC controller.	BUG Modify	

53	Softpanel	<p>If key in character or number on Softpanel, it will show the situation as below graphic-</p> 	Bug Modify	
54	Ladder model	Use Order "S" on ladder but appear as "R".	Bug Modify	
55	ALL	<p>When calling out file to compile, it will appear wrong as graphic below-</p> 	Bug Modify	
56	Softpanel	<p>Under the Win 2000 environment, if using SoftPanel +Omron C series PLC equipment, after closing line it will appear error messages as graphic below-</p> 	Bug Modify	
57	ALL	<p>The file can't be opened, and it will appear error message as graphic below-</p> 	Bug Modify	

58	ALL	When using Scaling Function from Numeric Entry , the format is Unsigned Binary or Signed Binary, so gain value can't display as 0.01	Bug Modify	
59	Softpanel	Under the "print" function, the effect of button "Whole History" is the same as choosing "Today/Last Week/Whole History"	Bug Modify	
60	PWS1760	If you use Moving Sign Object function, screen will display mixed and overlapped on HMI PWS1760, but it will be ok when using Off-Line simulation .	Bug Modify	
61	XX60 Series	On Initial Macro function which system showed as d100=0, d101=0,d102=0, it runs 1.68 second only from pressing System Menu to appearing screen in ADP 3.1.05, but it runs 6.49 second in ADP 3.2.02.	Bug Modify	
62	ALL	Under the Numeric Entry function, users modify Double Word limited as 0~4294967295 in Unsigned Binary function, and modify limited as -2147483648~2147483647 in Signed Binary function.	Add	
63	ALL	Add Mirle Axis controller SD+CC	Add	
64	XX60 Series	Add TI505 for Broad WEB driver	Add	
65	XX86 Series XX60 Series	Add Fama SoftPLC postion,	Add	
66	XX60 Series	Add VIPA system200N MPI driver	Add	
67	ALL	Add Cyrillic on Multi-Lingual Support	Add	
68	PWS3261	You can upload/download Application & Firmware, Application Source excluding Recipes data through USB PORT .	Add	
69	XX86 Series XX60 Series	Add Texmate 320 driver	Add	
70	XX86 Series XX60 Series	Add Omron CJ1M driver	Add	



- Warning: there are several states between PWS 3261 and PWS 3260 when you choose difference functions. The result will be difference.**
- The inner memory of PWS 1711CTN @area and @RW area don't provide electric power shut-down supply**

state	Choose Application Name in ADP	Download to	Upload to	Copy to	From HMI Upload file to PC	From PC download to HMI	Result
1	3260	3260					OK
	3260	3261					OK
	3261	3260					NG
	3261	3261					OK

	3260	3260		3260			OK
2	3260	3260		3260			OK
	3260	3260		3261			OK
3	3260	3261		3260			OK
	3260	3261		3261			OK
4	3261	3261		3260			NG
	3261	3261		3261			OK
5	3260	3260			3260	3261	OK
	3261	3261			3261	3260	NG